



UNIFIED
POLICE
GREATER SALT LAKE

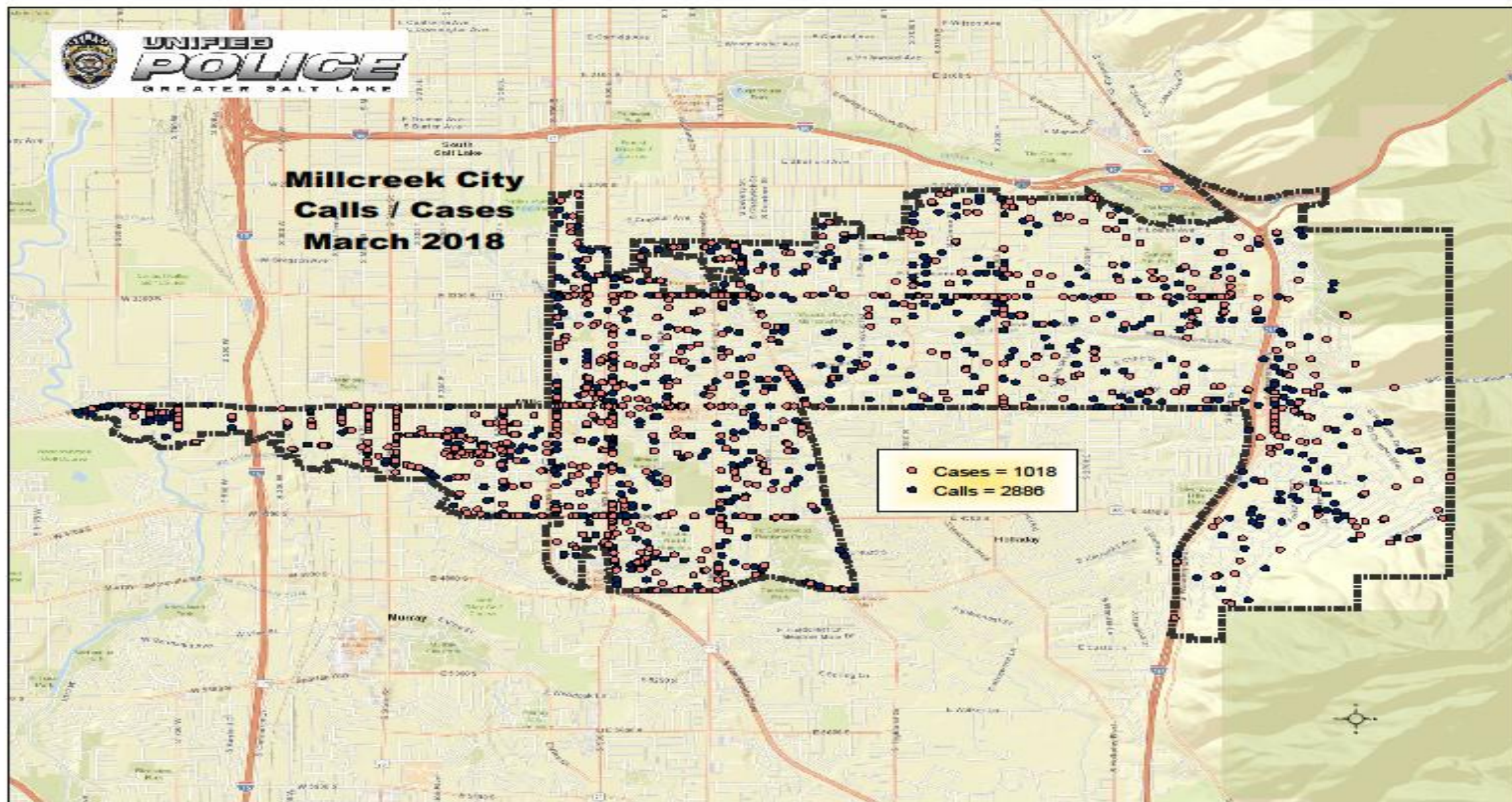




**UNIFIED
POLICE**
GREATER SALT LAKE

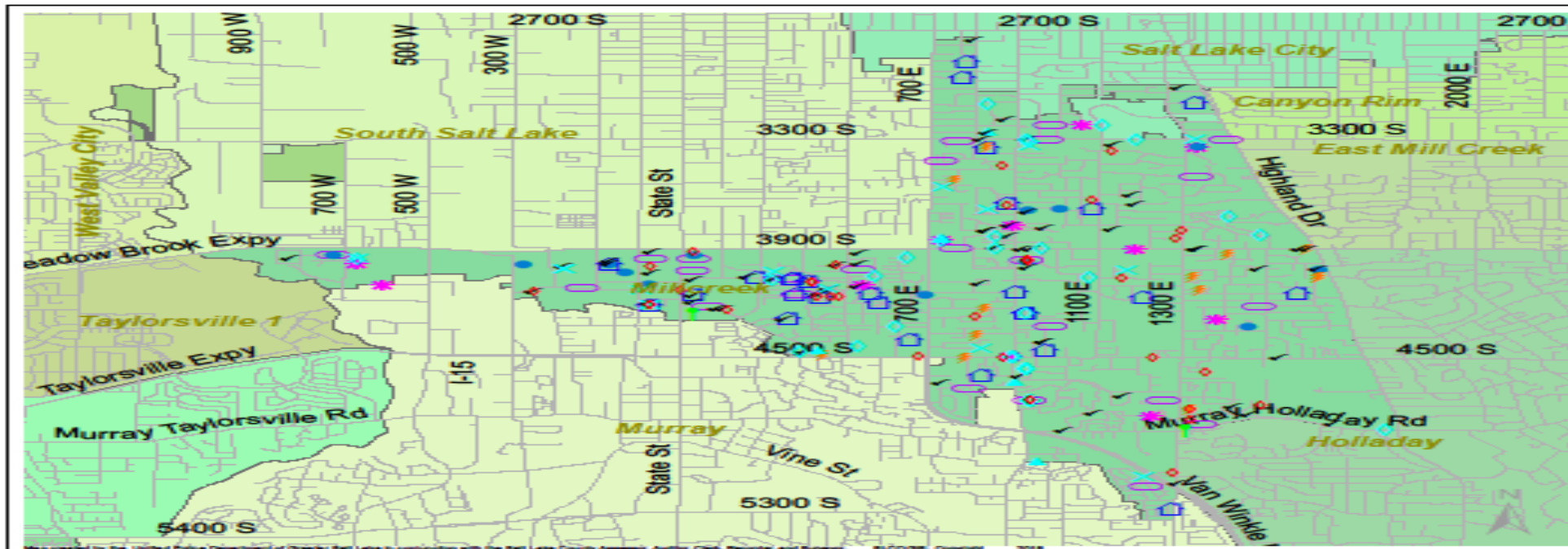
Millcreek City Calls / Cases March 2018

○ Cases = 1018
● Calls = 2886



Case Report: Millcreek

2018
Mar



Total Number of Calls: 1887
Total Number of Cases: 675
Total Number of Offenses: 779

SUMMARY OF GROUP A CRIMES	
Arson: 0	Domestic Violence: 34
Assaults: 11	Drive-By Shootings: 0
--Aggravated: 3	Drug Offenses: 16
--Simple: 8	Gang-related: 0
Auto Thefts: 31	Graffiti: 2
Burglary: 13	Hate Crimes: Unavailable
--Business: 6	Juvenile-related: Unavailable
--Residential: 7	Sex Crimes: 6
Homicide: 0	Suspicious Circumstances: 66
Sexual Assault: 0	Vandalism: 24
Robbery: 2	Weapon Violation: 1
Theft/Larceny: 40	Weapon/Force Involved: 22
Vehicle Burglary: 36	1 (Gun): 1
	2 (Knife): 0
	3 (Force Involved): 12
	5 (Unknown): 0
	6 (Rifle/Shotgun): 0

Note: These counts table represent activity in the designated area ONLY, and only during the specified time period.

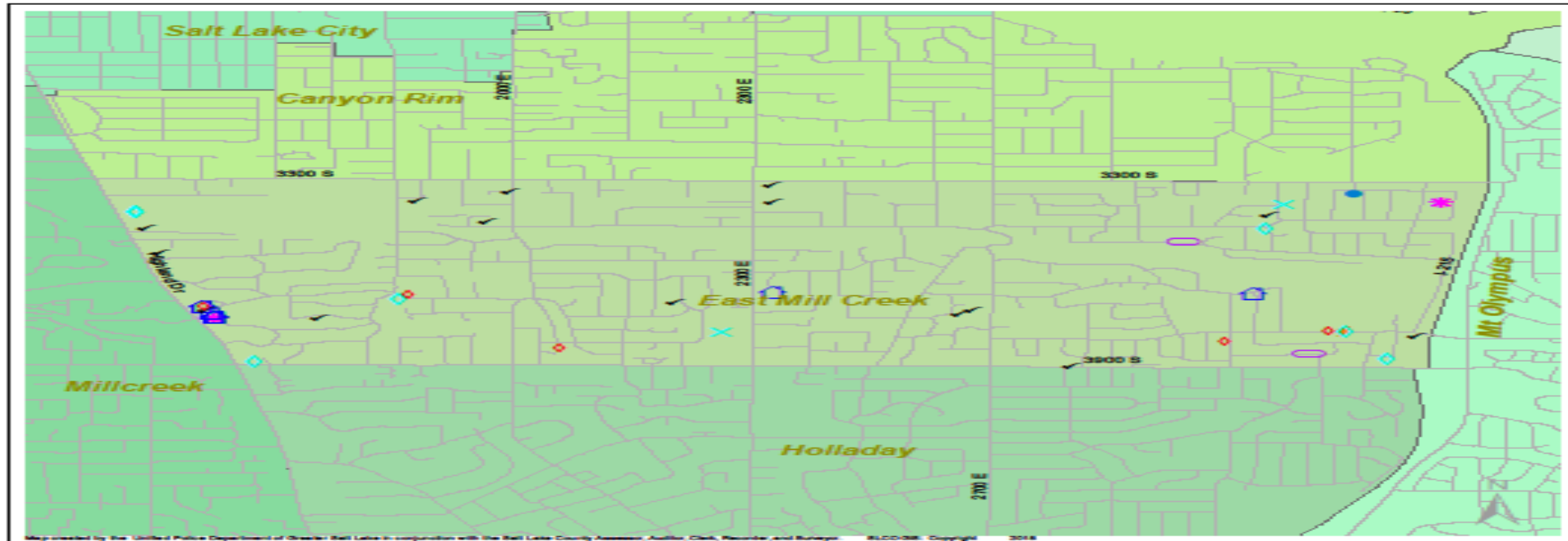
LEGEND:

- Arson
- Assault-Aggravated or Simple
- Auto Theft
- Burglary-Business or Residential
- Domestic Violence
- Drive-By Shooting
- Drug-related Offense
- Graffiti
- Homicide
- Sexual Assault
- Robbery
- Sex Offense
- Suspicious Circumstance
- Theft/Larceny
- Vandalism
- Vehicle Burglary
- Weapon Violation

4/2/2018

Case Report: East Mill Creek

2018
Mar



Total Number of Calls: 397
Total Number of Cases: 138
Total Number of Offenses: 156

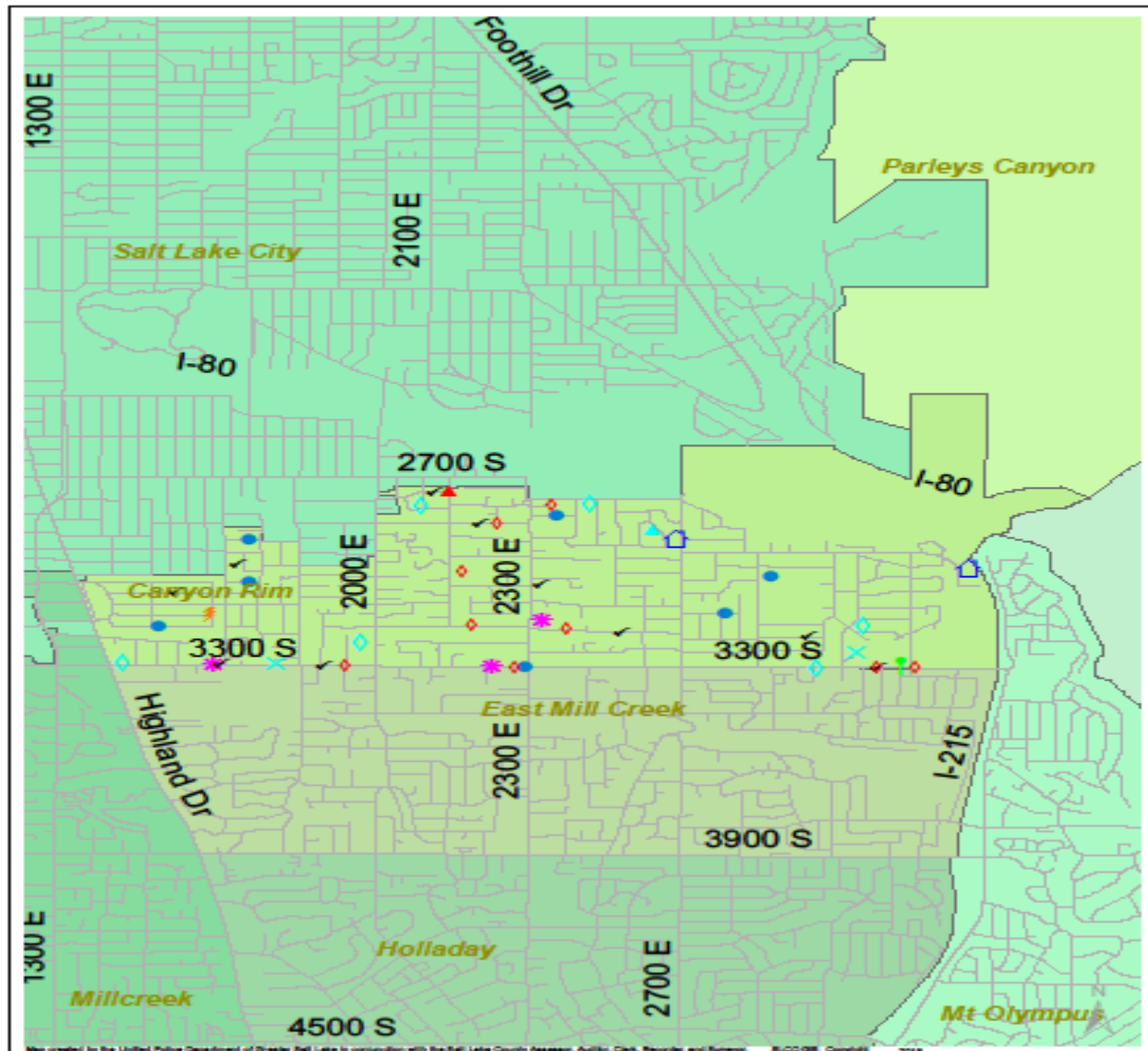
SUMMARY OF GROUP A CRIMES	
Arson: 0	Domestic Violence: 11
Assaults: 2	Drive-By Shootings: 0
--Aggravated: 0	Drug Offenses: 1
--Simple: 2	Gang-related: 0
Auto Thefts: 2	Graffiti: 0
Burglary: 1	Hate Crimes: Unavailable
--Business: 0	Juvenile-related: Unavailable
--Residential: 1	Sex Crimes: 0
Homicide: 0	Suspicious Circumstances: 15
Sexual Assault: 0	Vandalism: 3
Robbery: 0	Weapon Violation: 0
Theft/Larceny: 8	Weapon/Force Involved: 2
Vehicle Burglary: 5	1 (Gun): 0
	2 (Knife): 0
	3 (Force Involved): 2
	5 (Unknown): 0
	6 (Rifle/Shotgun): 0

Note: These count totals represent activity in the designated area ONLY, and only during the specified time period.

LEGEND:

- Arson
- Assault-Aggravated or Simple
- Auto Theft
- Burglary-Business or Residential
- Domestic Violence
- Drive-By Shooting
- Drug-related Offense
- Graffiti
- Homicide
- Sexual Assault
- Robbery
- Sex Offense
- Suspicious Circumstance
- Theft/Larceny
- Vandalism
- Vehicle Burglary
- Weapon Violation

4/2/2018



Case Report: Canyon Rim

2018
Mar



Total Number of Calls: 362
Total Number of Cases: 123
Total Number of Offenses: 135

SUMMARY OF GROUP A CRIMES	
Arson: 0	Domestic Violence: 3
Assaults: 3	Drive-By Shootings: 0
- Aggravated: 0	Drug Offenses: 1
- Simple: 3	Gang-related: 0
Auto Thefts: 0	Graffiti: 1
Burglary: 7	Hate Crimes: Unavailable
- Business: 2	Juvenile-related: Unavailable
- Residential: 5	Sex Crimes: 1
Homicide: 0	Suspicious Circumstances: 10
Sexual Assault: 1	Vandalism: 4
Robbery: 1	Weapon Violation: 0
Theft/Larceny: 6	Weapon/Force Involved: 7
Vehicle Burglary: 9	1 (Gun): 1
	2 (Knife): 0
	3 (Force Involved): 2
	5 (Unknown): 1
	6 (Rifle/Shotgun): 0

Note: These symbols indicate activity in the designated area ONLY and only during the specified time period.

- LEGEND:**
- Arson
 - Assault-Aggravated or Simple
 - Auto Theft
 - Burglary-Business or Residential
 - Domestic Violence
 - Drive-By Shooting
 - Drug-related Offense
 - Graffiti
 - Homicide
 - Sexual Assault
 - Robbery
 - Sex Offense
 - Suspicious Circumstance
 - Theft/Larceny
 - Vandalism
 - Vehicle Burglary
 - Weapon Violation

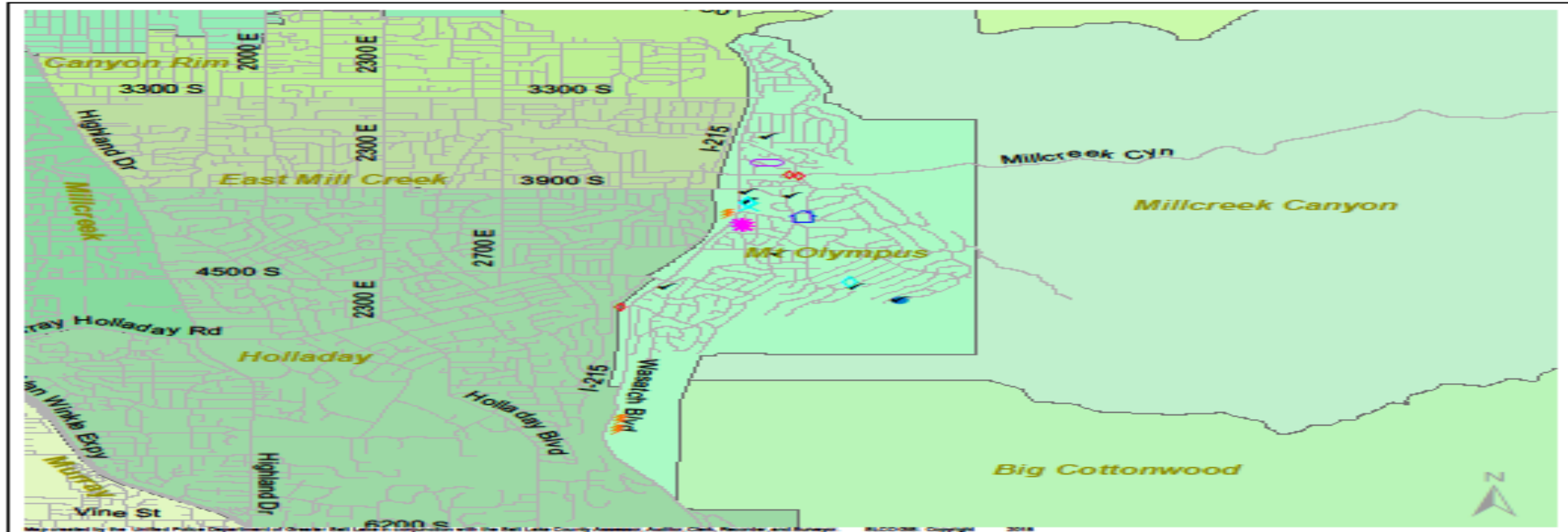
4/2/2018

Case Report: Mt Olympus

2018
Mar



UNIFIED POLICE
GREATER SALT LAKE



Total Number of Calls: 247
Total Number of Cases: 91
Total Number of Offenses: 101

SUMMARY OF GROUP A CRIMES	
Arson: 0	Domestic Violence: 2
Assaults: 2	Drive-By Shootings: 0
--Aggravated: 0	Drug Offenses: 4
--Simple: 2	Gang-related: 0
Auto Thefts: 1	Graffiti: 1
Burglary: 1	Hate Crimes: Unavailable
--Business: 0	Juvenile-related: Unavailable
--Residential: 1	Sex Crimes: 0
Homicide: 0	Suspicious Circumstances: 10
Sexual Assault: 0	Vandalism: 2
Robbery: 0	Weapon Violation: 0
Theft/Larceny: 3	Weapon/Force Involved: 3
Vehicle Burglary: 3	1 (Gun): 0
	2 (Knife): 0
	3 (Force Involved): 1
	5 (Unknown): 0
	6 (Rifle/Shotgun): 0

Note: These counts table represent activity in the designated area ONLY, and only during the specified time period.

- LEGEND:**
- Arson
 - Assault-Aggravated or Simple
 - Auto Theft
 - Burglary-Business or Residential
 - Domestic Violence
 - Drive-By Shooting
 - Drug-related Offense
 - Graffiti
 - Homicide
 - Sexual Assault
 - Robbery
 - Sex Offense
 - Suspicious Circumstance
 - Theft/Larceny
 - Vandalism
 - Vehicle Burglary
 - Weapon Violation

4/2/2018